



### District Report Card: 2017


<b>State:</b> Telangana	<b>District:</b> Jogulamba
<b>Class:</b> 3	<b>Subject:</b> Language
<b>Schools:</b> 61	<b>Students:</b> 1214


### Participation/Coverage


#### Students

<b>GENDER</b> 	Boys		Girls	
	Number	%	Number	%
	553	45.55	661	54.45

<b>AREA</b> 	Rural		Urban	
	Number	%	Number	%
	1108	91.27	106	8.73

<b>CATEGORY</b> 	SC		ST		OBC		GEN	
	Number	%	Number	%	Number	%	Number	%
	335	27.59	30	2.47	815	67.13	34	2.80

<b>CWSN</b> 	LD	VI	HI	S&LD	ID	Oth
	0	1	0	2	2	0

<b>Management</b> 	Government		Government-aided	
	Number	%	Number	%
	1191	98.11	23	1.89

### Average Performance of Students in Language (%)

Overall	Gender		Area		Management		Social Group			
	Male	Female	Rural	Urban	Govt.	Aided	SC	ST	OBC	GEN
61.36	58.84	63.47	61.88	55.97	60.98	81.16	59.38	55.56	62.21	65.69

### Performance on Learning Outcomes (LOs)

Learning Outcomes	Description	Average Performance(%)
L304	Reads small texts with comprehension i.e., identifies main ideas, details, sequence and draws conclusions	61.02
L312	Reads printed scripts on the classroom walls: poems, posters, charts etc.	62.04

Range of Performance of Students who Answered Correctly							
Below 30%		30% - 50%		50% - 75%		Above 75%	
Number	%	Number	%	Number	%	Number	%
129	10.63	280	23.06	403	33.20	402	33.11

### Lowest Performing Learning Outcomes (LOs)

- 1 - Reads small texts with comprehension i.e., identifies main ideas, details, sequence and draws conclusions (61.02)
- 2 - Reads printed scripts on the classroom walls: poems, posters, charts etc. (62.04)